



heartland2060

Community Resources Task Force

September 2nd, 2009

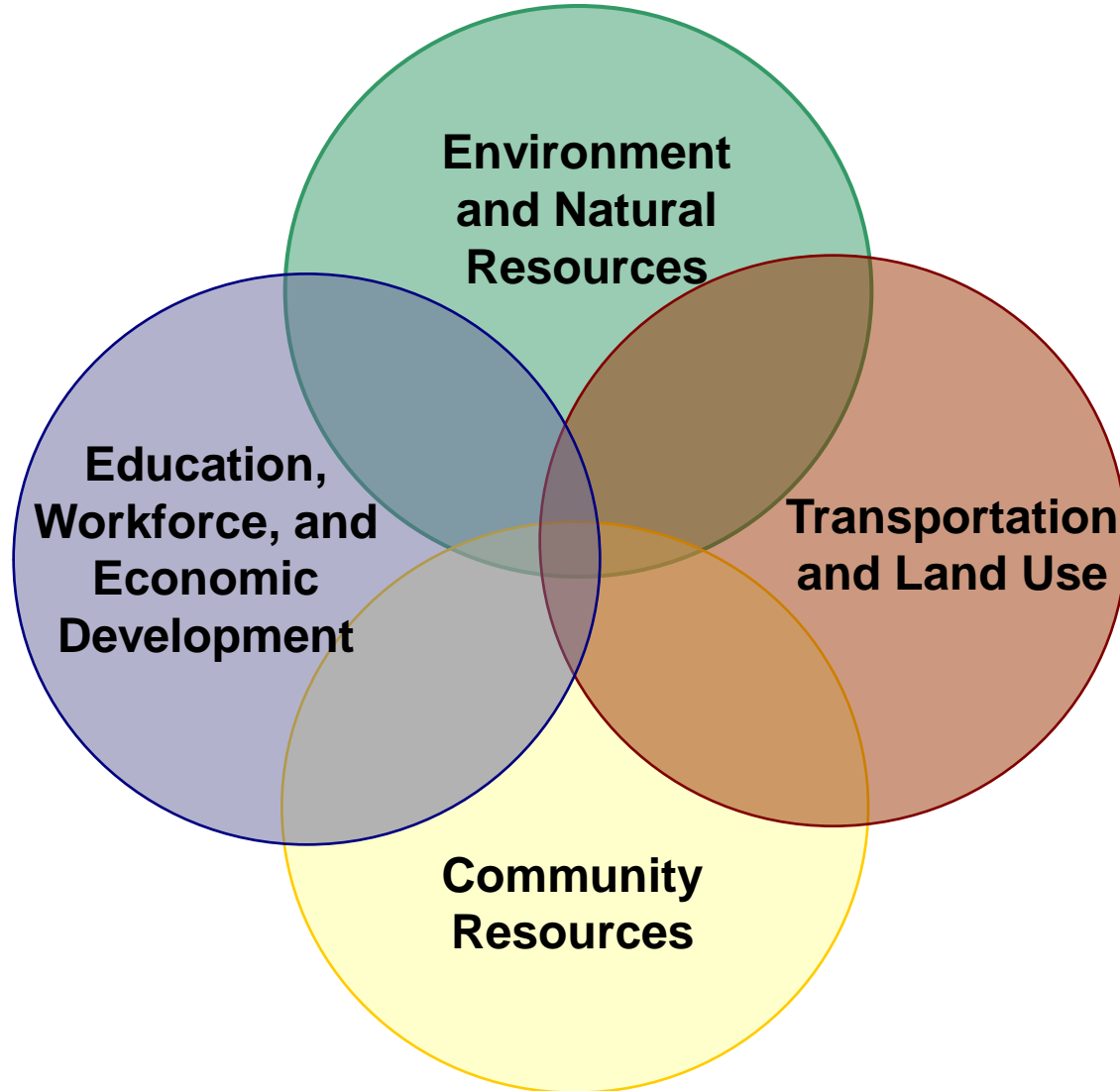


Welcome

I. Welcome and Introductions

Lisa Jensen, Co-Chair

Four Issue Areas



Health Care

Key Issue Areas:

- Promote Healthy Communities
- Improve Access to and Quality of Health Care
- Expand the Health Care Industry in the Heartland

II. Health Services and Employment in the Heartland

Shannon Brett



Regional Healthcare System

- 13 significant regional health centers including:
 - *Hendry Regional Medical Center, DeSoto Memorial Hospital, Highlands Regional Medical Center, Florida Hospital Heartland Division, Lakeland Regional Medical Center, Heart of Florida Regional Medical Center, Bartow Regional Medical Center, Lake Wales Regional Medical Center, Regency Medical Center, Winter Haven Hospital, Florida Hospital Wauchula, Florida Hospital Lake Placid, Raulerson Hospital (Okeechobee)*
 - 22 rural health care clinics, County Health Departments

County Public Health Department Employees and Expenditures

| | Full-Time Employees (FTE) | FTE, per 100,000 | Department Expenditures | Expenditures, per 100,000 |
|------------------|------------------------------|---------------------|----------------------------|------------------------------|
| HEARTLAND | 807 | 151 | \$47.8 million | \$9.0 million |
| Florida | 11,892 | 63.5 | \$805.4 million | \$4.0 million |





Regional Healthcare System

Healthcare Providers per Population

| | Physicians | Hospital Beds | Pediatricians | Dentists |
|----------------------------|--------------|---------------|---------------|------------|
| Desoto | 22 | 49 | 1 | 9 |
| Glades | 3 | 0 | 0 | 0 |
| Hardee | 16 | 44 | 4 | 6 |
| Hendry | 21 | 25 | 4 | 9 |
| Highlands | 162 | 335 | 9 | 32 |
| Okeechobee | 43 | 100 | 6 | 0 |
| Polk | 902 | 1,735 | 57 | 162 |
| HEARTLAND Total | 1,169 | 2,288 | 81 | 218 |

- **Childhood Health**

- Region’s youths are at-risk for future health problems, including diabetes, heart disease, etc

| | Children with insufficient physical activity (percent) | | Children overweight or at-risk of being overweight (percent) | |
|------------------|--|-------------|--|-------------|
| | Middle School | High School | Middle School | High School |
| DeSoto | 28.1 | 39.4 | 17.6 | 17.5 |
| Glades | 25.0 | 36.0 | 19.6 | 19.1 |
| Hardee | 40.9 | 39.1 | 16.3 | 14.5 |
| Hendry | 37.7 | 42.8 | 12.7 | 17.8 |
| Highlands | 37.3 | 37.7 | 12.0 | 13.7 |
| Polk | 34.6 | 37.8 | 11.9 | 12.4 |
| Okeechobee | 32.3 | 34.9 | 13.4 | 17.0 |
| HEARTLAND | 33.7 | 38.2 | 14.8 | 16.0 |
| Florida | 30.9 | 40.8 | 11.3 | 11.2 |



Heartland Health and Welfare

- Teenage Health

| | Teen Birth Rate, Age 15-19 (per 1,000) | Nurse-to-Student Ratio, Grades K-12 |
|------------------|--|--|
| DeSoto | 87.9 | 1 : 4,984 |
| Glades | 52.7 | 1 : 502 |
| Hardee | 100.0 | 1 : 1,294 |
| Hendry | 88.9 | 1 : 2,487 |
| Highlands | 64.2 | 1 : 3,074 |
| Okeechobee | 82.1 | 1 : 1,457 |
| Polk | 65.5 | 1 : 3,790 |
| HEARTLAND | 77.3 | 1 : 2,513 |
| Florida | 42.4 | 1 : 2,660 |

Sources

Florida School-Age and
Adolescent Profile, 2006 (3-
yr average, 2004-2006)

Florida School-Age and
Adolescent Profile, 2006



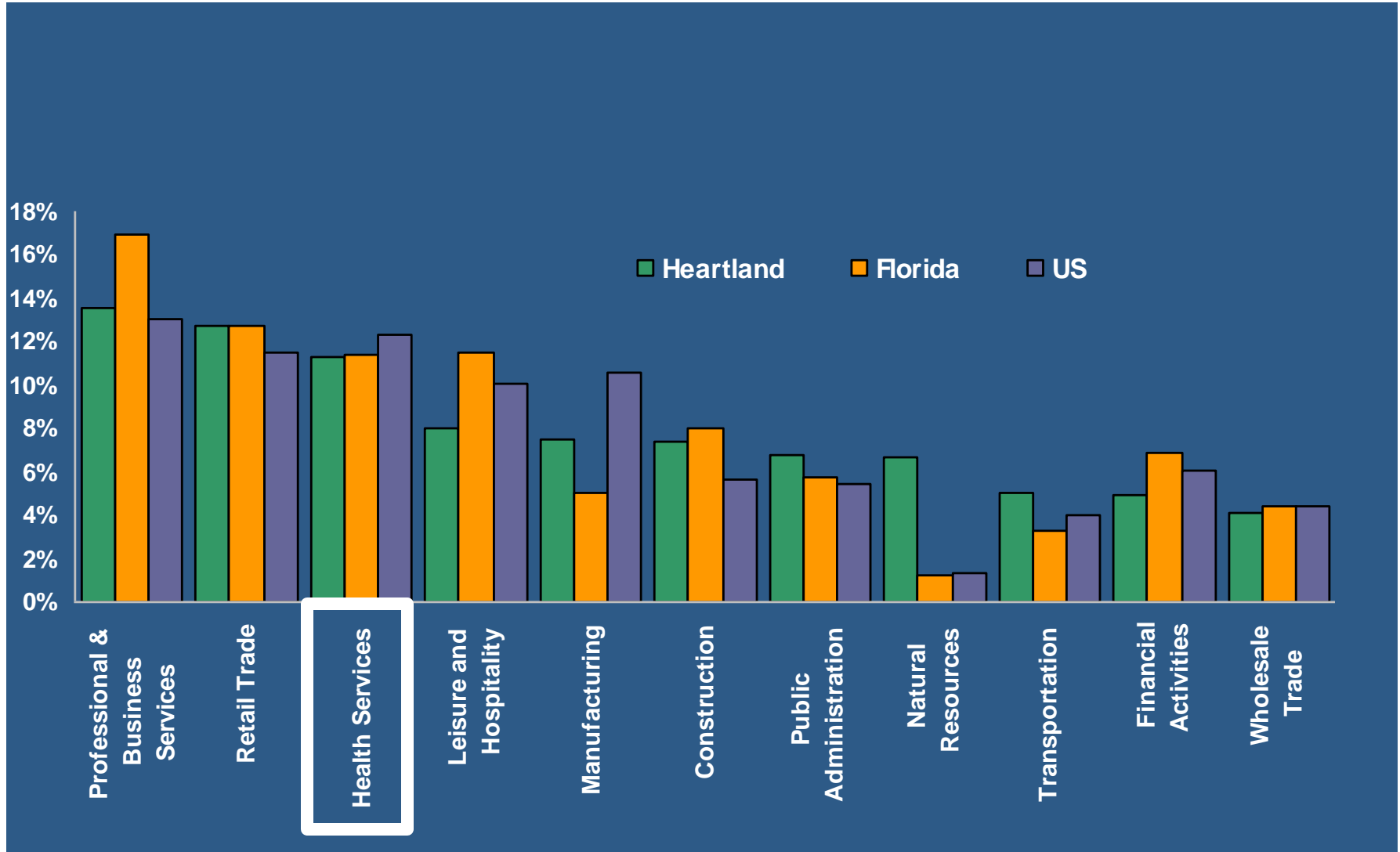
- **Adult Health**
 - Percentage of population with long-term health problems remains high in the region and in the state

| | Adults with health status "Fair" or "Poor" | Adults with high blood cholesterol | Adults with diabetes |
|-------------------|---|---|-----------------------------|
| DeSoto | 22.3% | 47.9% | 18.1% |
| Glades | 21.5% | 31.9% | 9.8% |
| Hardee | 27.7% | 36.0% | 11.6% |
| Hendry | 33.5% | 43.7% | 18.9% |
| Highlands | 24.4% | 38.8% | 13.9% |
| Okeechobee | 25.6% | 34.5% | 11.0% |
| Polk | 21.7% | 36.2% | 7.3% |
| HEARTLAND | 25.2% | 38.4% | 12.9% |
| Florida | 21.5% | 35.2% | 8.6% |

- **Adult Access to Health Care**
 - Access to health care coverage greater than state, though differences in counties exist

| | Adults with no health care coverage | Adults unable to get medical care in last 12 months due to cost | Adults with no personal health care providers |
|-------------------|--|--|--|
| DeSoto | 34.6% | 16.7% | 27.7% |
| Glades | 20.8% | 13.9% | 23.8% |
| Hardee | 25.2% | 38.3% | 40.1% |
| Hendry | 35.5% | 22.7% | 38.8% |
| Highlands | 20.0% | 16.4% | 24.1% |
| Okeechobee | 31.0% | 23.1% | 31.9% |
| Polk | 19.1% | 20.2% | 23.9% |
| HEARTLAND | 26.6% | 21.6% | 30.0% |
| Florida | 18.6% | 15.1% | 22.9% |

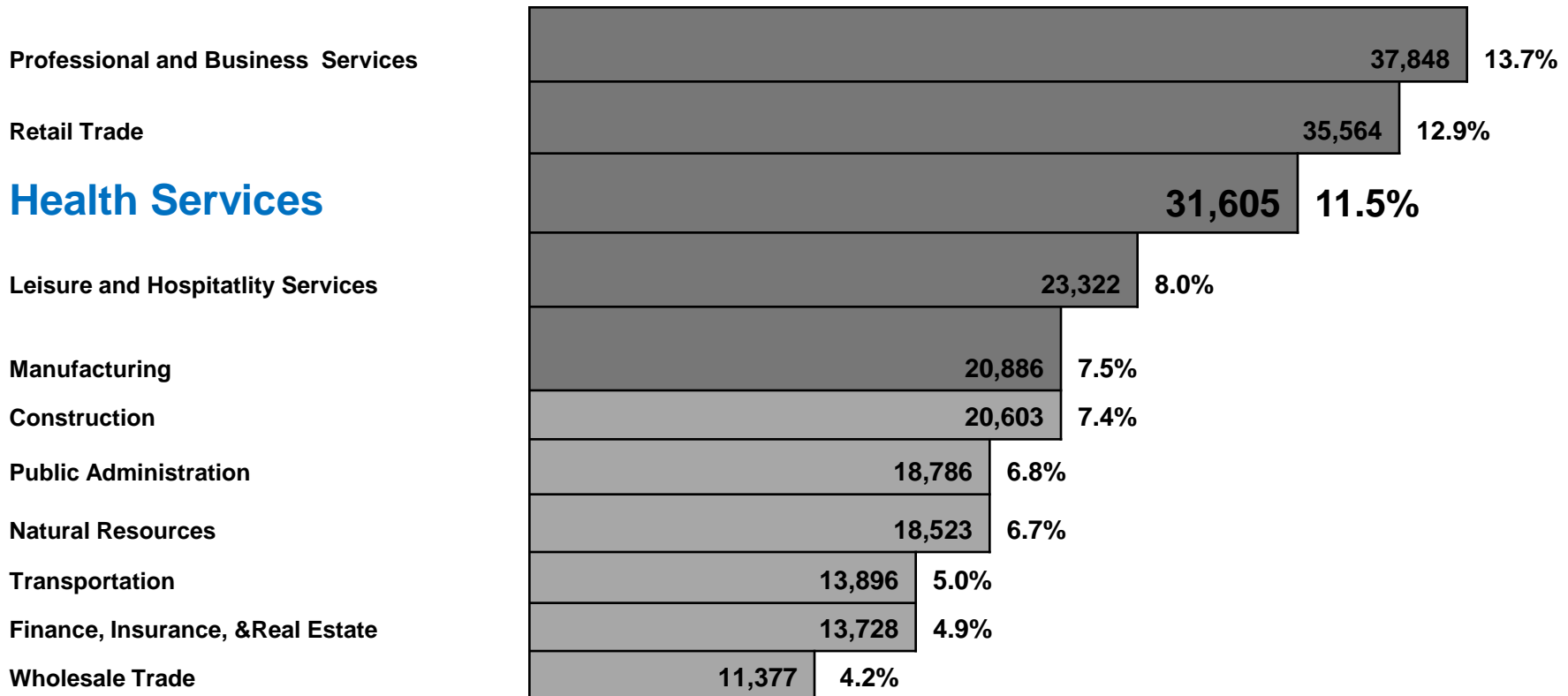
Comparative Share of Employment by Industry, 2006





Heartland Employment by Industry, 2005

- Similar industry composition as compared to the state
- Varying wage levels—Significant reliance on trade and services
- Relatively diversified—50 percent of employment is concentrated in the top five industries





Major Employers, 2006

| Highlands | | | |
|---|--------------------------------------|---|--|
| Florida Hospital Heartland (1,200) | Wal-Mart (560) | Highlands Regional Medical Center (450) | Cross Country Auto Services (375) |
| Glades | | | |
| Moore Haven Correctional (219) | Lykes Bros (100) | Brighton Seminole Bingo (80) | Glades Electric Co-op (65) |
| DeSoto | | | |
| Wal-Mart (300) | DeSoto Medical Hospital (290) | Peace River Citrus (140) | Bethel Farms (87) |
| Hardee | | | |
| Florida Institute for Rehabilitation (550) | Walmart (288) | C.F. Industries (175) | Peace River Electric (137) |
| Okeechobee | | | |
| Columbia Raulerson Hospital (375) | Walpole, Inc. (300) | Larson Dairy, Inc. (225) | McArthur Farms, Inc. (160) |
| Polk | | | |
| Publix Super Markets (8,500) | Wal-mart(5,500) | Lakeland Regional Medical Center (4,000) | MOSAIC (3,000) |
| Hendry | | | |
| US Sugar Corp (1,800) | Southern Gardens (261) | A Duda & Sons (250) | Hendry Hospital Authority (140) |
| Natural Resources | | Healthcare | |

Source: U.S. Bureau of Labor Statistics, 2006





Health Care Information Systems

IV. Health Care Information Systems

Allen Byington

V. Florida Institute of Neurological Rehabilitation (FINR)

Fred Juliano

VI. Breakout Groups

- Promote Healthy Communities
- Improve Access to and Quality of Health Care
- Expand the Health Care Industry in the Heartland

SMART Goals

S—Specific and Clear

M—Measurable

A—Attainable

R—Related to Infrastructure for a Diversified Economy

T—Time Specific

Final Time—2060

Interim Time—2035



Established Core Values

1. Stewardship of Natural Resources
2. Our Water Resources
3. Respect for Agriculture
4. Our Communities
5. Future for Our Children
6. Sustainable Growth

- **Our goals for Heartland 2060 must be attainable by either 2035 or 2060.**
- **We are at step one—goal setting. Strategies and action steps come later.**
- **Shorter term actions are either a strategy or an action step to attain that strategy.**



Breakout Groups

Reports from Groups



Next Steps

Transportation and Land Use Task Force

September 23rd

Sebring Civic Center 9:30 a.m.

Community Resources Task Force

October 7th

Sebring Civic Center 9:30 a.m



www.Heartland2060.com

